


FLCS Elementary Parking Lot Procedures

Safety is our priority

- ▶ We are all responsible, as a community, to protect all students
 - ▶ As we implement any policy or procedure school-wide, it is always our priority to
 - 1. Glorify and Honor God, and
 - 2. Protect, teach, and encourage our students
- 

Morning Drop Off

- ▶ One Way throughout the whole parking lot
- ▶ Please do not drive the wrong way
- ▶ Please drive slowly!
- ▶ There will be no parking in the front row
- ▶ Please pull to the side parking lot, or around to the back row to park




Drop Off Option 1 – Park and Walk

- Park on East side of the hedges, or the south side of parking lot
- **Please use crosswalks**



Drop Off Option 2 – Car Line

- ▶ Pull forward at the white curb
- ▶ Allow child to exit vehicle
- ▶ Merge into the exit line
- ▶ Please do not block the bus lane
- ▶ Quick, short term (30 seconds or less)
- ▶ Please do not get out of your car
- ▶ Students walk up sidewalk and to classes



Three Different Lanes (From Left to Right)

Lane 1: Drive through lane – to Exit, park and walk in

Lane 2: Bus lane, please keep this lane clear

Lane 3: Drop off lane

- ▶ Then will merge into the exit lane
- ▶ Please be careful when merging after drop off



Afternoon Pick Up

- ▶ Students arrive at pick up destination by 3:10pm.
- ▶ After School Pick Up
 - Bus Riders
 - Walking Pick Up
 - Car Line



Pick Up – Bus Riders

- ▶ Bus riders will wait with a staff member who will escort them to their assigned bus when it arrives



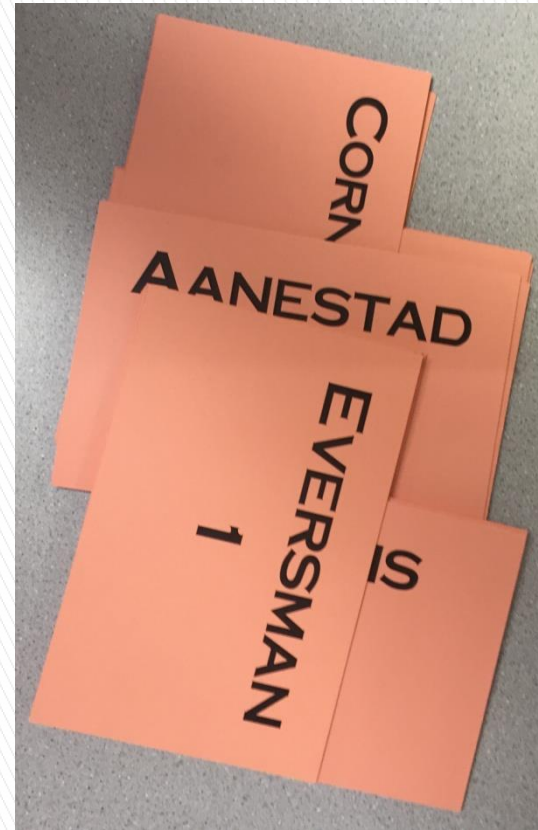
Pick Up Option 1 – Walkers

- ▶ **Car Pick Up Area**
 - You can still pick up your child at the far end of the campus
 - Check in with attending staff member at crosswalk
 - A staff member will escort your student to you



Pick Up Option 2 – Car Line

- ▶ Each family with TK – 5th grade students will get 2 “placards”
- ▶ Please show placard so we can prepare children and get them in vehicles efficiently



Other Important Information

- Please drive slowly
- Always check in with present staff member
- Please do not walk in between buses
- Please use caution and crosswalks on the way out
- If you need to stop and buckle you child, please do so at the Cross

